

# Welcome to the University of Padova and to the Campus “Agripolis”

The School of Agricultural Science and Veterinary Medicine was established in 2013 after the latest Italian University reform, where the former Faculty of Agricultural Sciences and the Faculty of Veterinary Medicine merged together.

At present the School of Agricultural Science and Veterinary Medicine accounts for around 4,000 students (undergraduate and graduate).

The Campus is situated in Legnaro, a small town in the south of Padova.

The name of the Campus is “AGRIPOLIS”. It includes the Veterinary Medicine Hospital, the ["Lucio Toniolo" experimental farm](#), the [Regional Agency for Agriculture](#) ("Veneto Agricoltura"), the [Regional Institute for Animal Health and Disease](#) and many agricultural and student associations.

Most of the lectures take place on the main Campus, please follow this guide for further indications, but the School has also didactic activities in Vicenza and Conegliano.



# Getting to Agripolis



## Car

Highway A4: Milano - Venezia  
Exit Padova Est  
follow Piove di Sacco - Chioggia signs  
Highway A13: Bologna - Padova  
Exit Padova Zona Industriale  
follow Ponte S. Nicolò - Chioggia signs



## Train

Padova Railway Station - 10 km from Agripolis



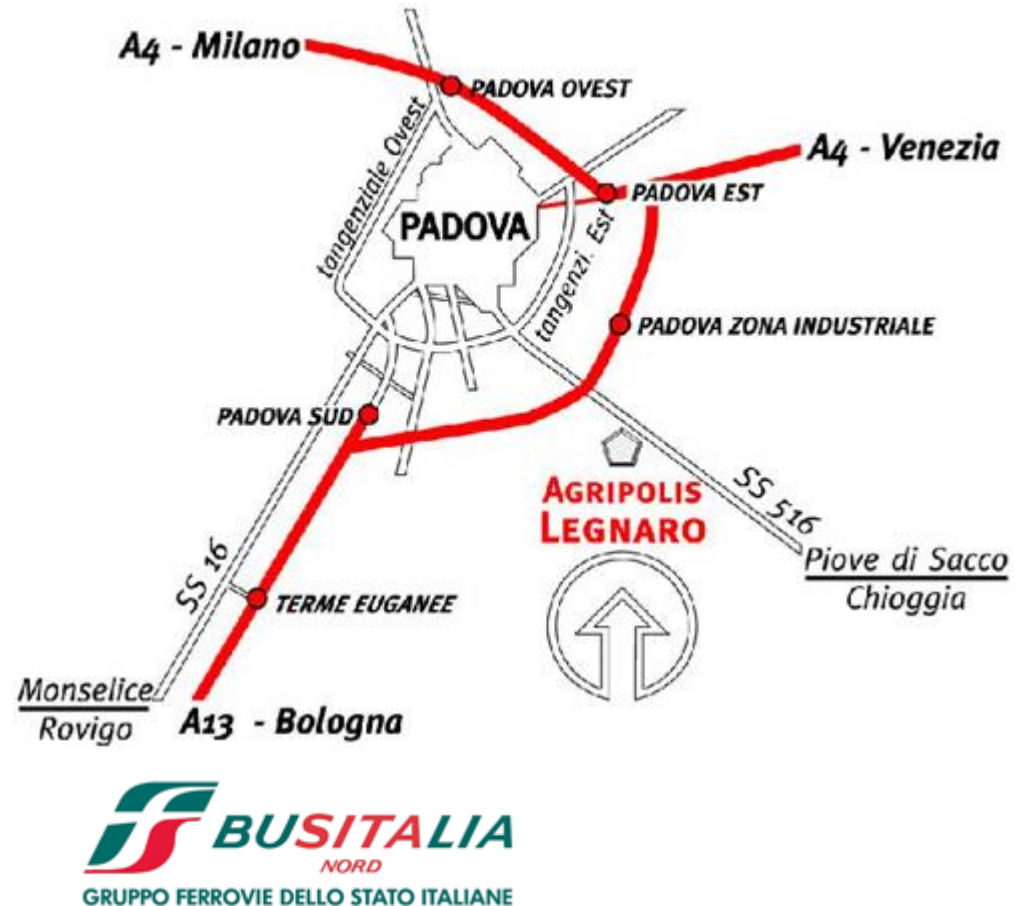
## SITABUS/ FS Bus Italia

Padova Railway Station (PADOVA  
AUTOSTAZIONE) - Agripolis  
Daily connections  
[Student discounts available](#)  
[Ticket shops](#)



## Plane

Venice Airport "Marco Polo" - 40 km  
Treviso Airport - 30 km



## How to arrive to Agripolis by bus?

<https://veneto.ne-t.it/index.php/14-non-categorizzato/1116-how-to-arrive-to-agripolis-by-bus-2>

# How to get around



1 - 2 “Seconda Stecca” - 2<sup>nd</sup> “Stecca”

[Department of Agronomy, Food, Natural Resources, Animals and the Environment](#)

*Dipartimento di Agronomia Animali Alimenti Risorse Naturali e Ambiente - DAFNAE*

3 - 4 “Prima Stecca” - 1<sup>st</sup> “Stecca”

[Department of Animal Medicine, Production and Health](#)

*Dipartimento di Medicina Animale, Produzioni e Salute – MAPS*

[Department of Land, Environment, Agriculture and Forestry](#)

*Dipartimento di Territorio e Sistemi Agro-forestali - TESAF*

5 - 6 [Department of Comparative Biomedicine and Food Science](#)

*Dipartimento di Biomedicina Comparata ed Alimentazione - BCA*

7 Veterinary Hospital

8 “Pentagono” building

9 Regional Agency for Agriculture “Veneto Agricoltura”

10 “Ca’ Gialla” building

11 Canteen, café and restaurant

12 “Agripolis” apartments

13 Regional Institute for Animal Health and Disease

14 “Lucio Toniolo” experimental farm

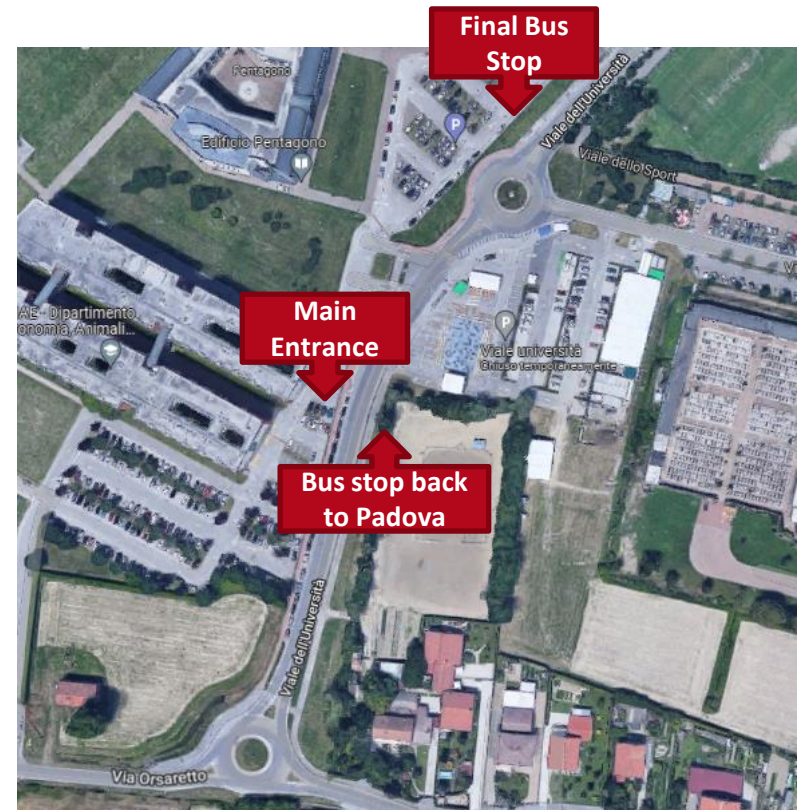
15 Sport facilities

16 *Not on the map:* Corte Benedettina

# Main Entrance

We are ready to start our tour for discovering the Campus  
“Agripolis”.

If you get here by bus or car you will be at the main entrance.



# Department buildings “Stecca”

1 2 3 4

If you look to your left, you will see two buildings housing most of the Departments, Professors’ offices, scientific laboratories and some lecture rooms on the ground floor.



**Seconda Stecca**

(Lecture rooms: SS)

**Prima Stecca**

(Lecture rooms: PS)



Prima stecca is the building in front of you

Seconda Stecca – seconda stecca is behind

1 2

Department DAFNAE

3 4

Department MAPS – 1° floor

Department TeSAF – 2° floor



In the next building you can find the  
Department BCA - DEPARTMENT  
OF COMPARATIVE BIOMEDICINE  
AND FOOD SCIENCE

This building is hosting also a  
veterinary didactic museum and the  
aula for anatomical pathology  
(dissection room) – “Sala necro”





In the veterinary didactic museum students have free access to the bones of domestic animals. Students are encouraged to draw the bones they study.



# Didactic university veterinary hospital



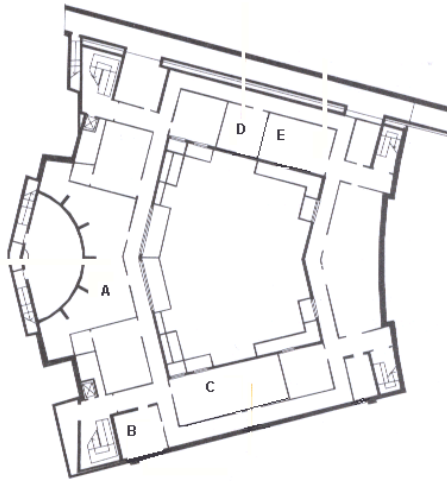
Behind you can see also the Vet didactic aula and the hospital in the back of the building. Around that there are some stables for the large animals of the hospital.

The hospital is working 24 hours per day for every day in the week. It is equipped with Consulting rooms, Radiology room (X ray and CT devices), Dxa and Ultrasound rooms, Theatres for demonstrations, Hospitalization cages and stables, Isolation rooms, Laboratories for Reproduction and Clinical chemistry, a Drug storage room all for small and large animals.

# “Pentagono” - Pentagon building

8

Lets then go towards the building at your right called “Pentagono” for its peculiar shape.



# “Pentagono” - Pentagon building

Students secretary, main lecture rooms and microscope laboratory are situated on the ground floor of the “Pentagono” building




On the first floor there are many lecture rooms and spaces for self studies, laboratories of Botany & Entomology and Chemistry as well as the “Aula Magna” .



# Library “Pietro Arduino”

“Pietro Arduino” library is on the third floor. This is where you will find your core texts, study for exams, write essays or do some of your photocopying! If you are uncertain about using library catalogues or certain software packages that you need for your studies, the library staff provide written self-help guides as well as training, especially for Freshers. This floor houses three IT labs available to students, here with open access and internet connection.

Your student card (“badge”) is working as library card. Access to the computers you have with the same password as for the wifi internet. You will get it from the Erasmus office.



- University Library System: <http://bibliotecadigitale.cab.unipd.it/en/>

9

This building is the Regional Agency for Agriculture "Veneto Agricoltura" and does not belong to the university.



The agency aims at "promoting and carrying out interventions for the modernization of farms and agro-forestry soil conservation, as well as making the best effective use of agricultural land, the development of aquaculture and fisheries, in particular concerning research, experimental trials and support of the market". It encourages innovation, promoting agriculture and providing specialist services for the enhancement and commercialization of typical regional products.

It organizes and promotes food quality certification, supports applied research, experimental trials and agricultural training, encouraging a better use of environmental resources.

Moreover, Veneto Agricoltura is specially dedicated to the safeguarding and the preservation of biodiversity through the management of regional forest nurseries, nature reserves and state forests.

# “Ca’ Gialla” Building

10

At the end of the main path you see the yellow building called “Ca’ Gialla” Building. In the timetable you find the lecture rooms “CG”.

You can find also a copy machine and the automat to recharge the copy card, fresh drinking water and a ticket automat for train tickets.

Before getting into the building you can have a break at the cafe where students are used to take some snacks during free time, after lunch or at the end of the day when they order a “Spritz”, the most famous aperitif in Padova



# “Ca’ Gialla” Building - Mensa

11

Entering the Ca’ Gialla building you will be in a big hall from which you can get to the canteen. Here you can have cold and hot dishes and a wide selection of pizzas. A discounted price is provided to the students.

To eat in any of the university canteens you have to download the QR code online from “Sportello Studente” of ESU website:

<https://myesupd.dirittoallostudio.it/>



12

You can give a look at the Agripolis apartment building right behind the Ca' Gialla building or going back to the Departments buildings you have seen on your left when you have passed the main entrance of the Campus

Be aware that you must know where you want to go because Departments buildings are very huge buildings.

Fingerpost placed at ground floor and at each floor of the Departments buildings will indicate you the proper direction.



14

Going back by bus you will see the entrance of the "Lucio Toniolo" experimental farm on the left. It occupies an area of 68 hectares and includes greenhouses, stables, a meteorological station and machineries.

<https://www.aziendagraria.unipd.it/>



16

The growing number of degree programmes and students made it necessary to enlarge the Campus in order to find more space for lectures, laboratories, students services and self studies.

In Corte Bendettina, an old monastery which dates back to the 15th century, have been established the lecture rooms «Sala Agricoltura», Aula Montecchio and Aula Filanda I e Filanda II.

It takes 5 minutes to walk to arrive at Corte Benedettina, follow the indications to «Scuola Agraria e Medicina Veterinaria».



You find in Corte Benedettina the Didactic office of the School, Tutorjunior, Mobility desk/ Erasmus Office and the Students association AUSF.

AUSF - Association of Students Forestry University was founded by a group of forestry students, and is a non-political and non-profit organization. The association is organizing trips and courses related to the environment. The association is open to all students and courses. While retaining its name, it offers activities in various sectors. The AUSF is partner at the IFSA (International Forest Students Association).

[website](#)

